



Grade 1 Weekly Plan

Feb 18-22

SPECIAL ANNOUNCEMENTS

Remember to bring permission slip and money for the field trip that will be held next week at Kidzmondo.

Online Resources:



Seesaw: <https://web.seesaw.me/>



<https://www.kidsa-z.com/main/Login/teacherUsername/>



<https://ca.ixl.com/signin/hayatuni>



www.education.com/games/play (optional)



<https://wow.boomlearning.com/> (optional)






















Assessments

View Resource section to identify the skills that will be on the assessments
All assessments will be on Thursday unless otherwise noted.

Thursday, Feb 22nd– Math Unit assessment on addition using word problems

Thursday Feb 22nd–Sight Word 4A Spelling Test

Subject	Learning Objective	Resources
<p>Phonics</p>	<p>The students will view and practice sound cards. Assessments will be over any sounds learned. Please view below.</p> <p>Please click on the Sound Card Video and practice with your child daily for the length of the video (6 minutes)</p> <p>Jolly Phonics Book 2 Review all basic alphabet sounds plus: y as /ee/ & short vowels (example: happy, daisy), Short vowels, /ck/ & double letters Long vowels and magic e, ay/oy, ea as ee, b,d, y and igh as ie, ow as oa and ou</p> <p>Current: ir, ur, as er and ew as ue</p> <p>Upcoming: aw, au, al as o and review</p>	<p>Sound Card Video</p> <p>Jolly Phonics Book 1</p> <p>Jolly Phonics book 2 (current)</p> <p>February Jolly Phonics Pacing Calendar</p> <p>March Jolly Phonics Pacing Calendar</p> <p>NEW!!!! Florida Educational Resources</p>
<p>Reading</p>	<p>Read Aloud Options Teacher's choice Focus on starting guided reading groups</p> <p>Continue Reading Strategy Animals Continue comprehension and retell practice</p> <p>Vocabulary: "Good Readers", concepts of print, front cover, back cover, spine, words, spaces, sentences Sight words List 4A</p>	<p>New! RazKids Decodable</p> <p>NEW!!!! Sight word Slides</p> <p>Reading Strategies Animals Characters & Setting</p>

		<p>Problem & Solution</p> <p>Sight words List 4A &4B</p>										
<p>Writing</p>	<p>Students will review Grammar in order to prepare for narrative writing.</p> <p>Ongoing: 5 Star Writing</p> <p style="text-align: center;">5 Star Writing</p> <table border="1" data-bbox="493 638 1118 900"> <tr> <td style="text-align: center;"></td> <td>Capital letter to start my sentence. → I see a dog.</td> </tr> <tr> <td style="text-align: center;"></td> <td>Punctuation to end my sentence. Where is the dog?</td> </tr> <tr> <td style="text-align: center;"></td> <td>Use finger spaces. The dog is brown.</td> </tr> <tr> <td style="text-align: center;"></td> <td>Use neat handwriting & phonemic spelling. Kk </td> </tr> <tr> <td style="text-align: center;"></td> <td>My sentence makes sense. </td> </tr> </table>		Capital letter to start my sentence. → I see a dog.		Punctuation to end my sentence. Where is the dog?		Use finger spaces. The dog is brown.		Use neat handwriting & phonemic spelling. Kk 		My sentence makes sense. 	<ul style="list-style-type: none"> ● Grammar Book ● Nouns Video ● Verbs Video ● Adjectives ● The Sentence Song
	Capital letter to start my sentence. → I see a dog.											
	Punctuation to end my sentence. Where is the dog?											
	Use finger spaces. The dog is brown.											
	Use neat handwriting & phonemic spelling. Kk 											
	My sentence makes sense. 											
<p>Math</p>	<p>Students will subtract within 10 and 20 using number lines, doubles facts, and word problems.</p> <p>Vocabulary words: Friends of 10, Number ID, Counting, ones, tens, patterns, counting on, counting backwards, “how many?”, more, less, place value, tens, ones</p> <p>Number sense: Identifying, writing & counting numbers within 20, writing number names to 20. Learning place value. Groups of ten.</p>	<ul style="list-style-type: none"> ● Counting to 100 ● Numbers in the teens ● Friends of 10 ● Counting Backwards from 20 ● Patterns Video ● Jump math Book 1.1 NEW!!!! ● Addition & Subtraction ● Addition Word Problems Video ● Subtraction Word Problems Video 										
<p>Socials/</p>	<p>The students will learn about community helpers.</p>	<p>Hayat High 5</p>										

Science	Community Helpers Community Helpers 2 Occupations Song	Theme: Be Responsible
----------------	--	--